

PR670EC

brother
at your side



PR670EC Embroidery Machine

Experience effortless embroidery
with speedy and professional results

- 300 x 200 mm embroidery area
- 26cm LCD touch screen
- Up to 1,000 stitches per minute
- High speed industrial acceleration
- Automatic threading
- 60 built-in designs and 37 built-in fonts
- LED pointer

Create sophisticated embellishments with ease.



Versatile features

Convert multi-colour designs to single-colour embroidery. Also benefit from registration marks for easy, continuous borders.



Customise designs on screen

Enjoy limitless capabilities including text arrangement, pattern rotation in 0.1, 1, 10, 90 degree increments, add lettering, adjust sizes and combine designs.



37 built-in fonts

Use the touchscreen to transform your projects with a range of letter styles and text effects, which adds flexibility and originality to your designs.

Express your unique style!



Discover the best kept secret in embroidery.

The PR670EC embroidery machine is the perfect choice for a small or home-based business and sewing enthusiasts. Its quick set up and fast multi-needle embroidery enables you to embroider large multi-coloured designs with minimum thread changes and greatly increased productivity compared to traditional single-needle machines. Plus, you can enjoy more creativity with its customisation features.



Large embroidery area (300 x 200 mm)


The large embroidery area and variety of included and optional frames gives you the flexibility to create a multitude of projects from jackets and t-shirts to socks and baby clothes.

Personalise with passion!




Optional Accessories needed.

New Industrial Level Acceleration
now FASTER!



LED pointer for perfect needle positioning
 See exactly where the needle will drop and ensure perfect pattern placement, so you can position jobs faster and more accurately.



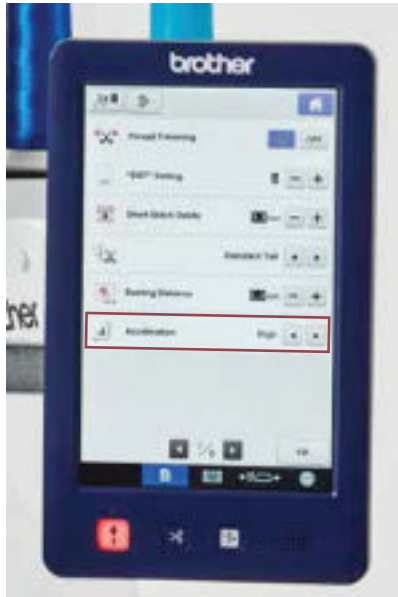
Automatic needle threading
 Simply press the automatic needle-threading button and the upper thread will pass through the needle.



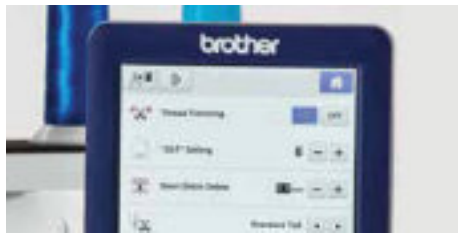
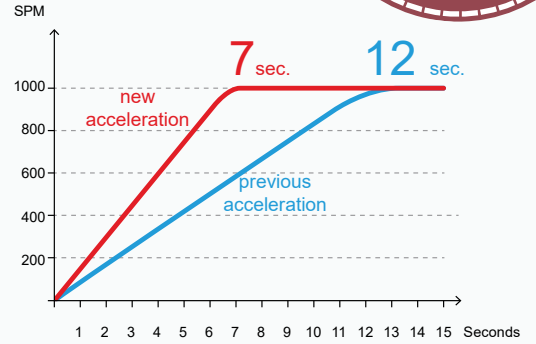
Cylinder arm
 Easily embroider hard to reach items such as caps, tote bags, sleeves, trouser legs and much more.



26cm high-resolution IPS LCD touch screen
 Preview your designs with this HD touch screen, offering you a vivid and crystal clear display. Fine quality thumbnail also available for both external & built-in patterns.



Industrial level acceleration
 Complete embroidery designs now even faster – reach maximum embroidery speed in just 7 seconds. After thread trimming, the machine will reach max. embroidery speed quickly. The acceleration is comparable to industrial embroidery machines.



Automatic thread cutter
 Cuts upper and lower thread automatically at the end of each colour change on embroidery.



Natural lighting system
 The built-in, bright LED lights provide you with effective natural lighting for your working area.



Video tutorials and help guides
 Direct access to 17 valuable and informative tutorial guides built-in on the LCD touch screen.



Included embroidery frames
 Select the ideal embroidery frame for the task at hand. Four sizes included: 300 x 200 mm, 180 x 130 mm, 100 x 100 mm and 60 x 40 mm.



Cap Frame Included
 Embroider your caps effortlessly. The embroidery area is a generous 130 mm x up to 60 mm high.



Choose the model that's right for you



Features	Benefits	PR670EC	PR1050X
Number of needles	Embroider multi-coloured designs quickly and easily.	6	10
Up to 1,000 stitches per minute	Variable speed range, flat 400 to 1,000 spm, cap and clamp frames 400 to 600 spm.	✓	✓
Large embroidery area	Enables you to create even bigger embroidery designs. Adds flexibility and impact to your designs.	300 x 200 mm	360 x 200 mm
Large colour LCD touch screen	Stitch information and informative tutorial guides are all accessed simply and quickly thanks to the large display.	26cm	26cm
Resolution of LCD touch screen	Superior visual performance well-suited for demanding embroidery applications.	800 x 1280 pixel (35 dots per mm ²)	800 x 1280 pixel (35 dots per mm ²)
Exclusive automatic needle threader	Simply press the automatic needle threading button to see the upper thread pass through the needle quickly and securely.	✓	✓
Automatic thread trimmers	Cuts upper and lower thread automatically at the end of each colour change on embroidery.	✓	✓
Built-in lettering styles	Customise all your projects with a range of lettering styles and text effects.	37	37
Built-in embroidery frame patterns	Several stitch types can be combined with different frame shapes, such as circle or a square	10 shapes 14 stitch types	10 shapes 14 stitch types
Built-in monogram styles	Monogram designs can be created by combining two or three letters. Also monogram frames can be added.	3 lettering & 15 frames	3 lettering & 15 frames
Built-in designs	Quickly and simply personalise your projects with a choice of alphabet designs, frame patterns or a selection of embroidery designs.	60 designs*	123 designs*
Customise designs on screen	Powerful customising capabilities include arranging text, pattern rotation in 0.1, 1, 10, 90 degree increments, the ability to change design size, combine designs and add lettering.	✓	✓
Individual stitch back-up	With the easy-to-use touch screen you can search through the design by individual stitches, progress bar, colour blocks, or groups of up one thousand stitches.	✓	✓
Appliqué function	Create full-colour appliqués, perfect for badges and medallions.	✓	✓
Single-colour sewing	Allows you to sew any design in a single colour with no interruption.	✓	✓
USB ports (2x host, 1x slave)	Import designs from USB flash drive or from a direct PC connection.	✓	✓
SD card compatibility	Upload designs in .PES format using the SD card slot.	✓	✓
Link capability	Ability to link multiple machines with a PC using the PE-Design software (separate purchase required).	✓	✓
Group/ungroup	Grouping/ungrouping multiple selected embroidery designs for editing.	✓	✓
Threading system	Easy threading prevents thread tangles and knots and provides stable thread tension.	✓	✓
Wide Table	Supports large and heavy projects.	Optional	✓
LED pointer	The LED pointer makes it easy to see exactly where the needle will drop.	✓	✗
Built-in camera	Viewing needle drop point, scanning frame area and detecting positioning icon.	✗	✓
Background scanning with camera	Scan the fabric in the hoop and display it on the screen, so you can easily position the design before you start to embroider. Ideal for positioning patterns on necklines or complex quilt squares.	✗	✓
Live positioning of embroidery pattern with camera	Let the machine transmit the image of the fabric in the frame directly to the screen without any time delay and position your embroidery pattern easily and perfectly as seen on the screen.	✗	✓
Camera positioning sensor	Rotate and position the embroidery exactly where needed.	✗	✓
LED thread indicator	Multi-coloured LED lights help to: <ul style="list-style-type: none"> Show the position of broken threads Show the position when a thread colour needs changing Show the position thread for each colour of thread 	✗	✓
Manual colour sequence	Set colour sequence by needle number. This is useful when the same thread colours are always used or the same pattern is to be sewn continuously multiple times.	✓	✓
Anchor needle speed	Set individual needle speeds to suit speciality threads.	✓	✓
Multiple line text input	Create multiple lines of embroidery text and align it left, centre and right.	✓	✓
Thread colour sorting	The thread colour sorting can minimise the number of colour changes in multi-colour designs, reducing embroidery time.	✓	✓
Stitch simulator	Let the machine show on the display how it stitches the embroidery pattern.	✓	✓
Disengage the needle threader	Protect the needle threader from misuse when using professional thin needle (#70 or less).	✓	✓
Stitch to block	The machine automatically recalculates the number of stitches when resizing a design.	✓	✓
Industrial level acceleration	Complete embroidery designs even faster thanks to the new high speed acceleration feature.	✓	✓*
Deselect region	Can be applied to a part of the pattern that will not be sewn without editing the pattern.	✓	✗
Colour grouping	Combines the same thread colour when it is used more than once to change this colour in different regions with just one button.	✓	✗
Colour shuffling	Choose new colour schemes for embroidery designs with enhanced functionality. Select from Random, Gradient, Vivid and Soft styles and a range of colour combinations displayed on screen.	✓	✓


Make a lasting impression.

Optional accessories



PR Stand

This mobile stand securely holds PR series machines and provides ample storage for accessories and threads.



Border Frame

Embroider beautiful continuous designs and borders. Ideal for a wide range of projects from fashion to furnishings.



Magnetic Frame (50 x 50 mm)

Embroider fabric without leaving hooping marks, especially for fabric prone to marking. Fits on Arm E. Achieve even easier hooping with mounting jig.



Clamp Frame

The clamp frame kits are ideal for adding embroidery to shoes, inner jacket pockets, cuffs, gloves and much more. Clamp frame size 45 x 24 mm.



Cylinder Frame

Embroider virtually anything that's cylindrical, which is normally difficult to reach. Cylinder frame 90 mm wide x 80 mm high.




Round Frame Kit

The round frame kit includes 3 round frames: Small 100 mm, Medium 130 mm, Large 160 mm.



Sleeve Frame

Ideal for adding embroidery to sleeves, trousers, baby rompers, etc. Sleeve frame size 70 x 200 mm.



Double-sided Clamp Frame M (100 x 100 mm)

One side with brush type (for general fabric). The other side with rubber type (for glossy material).



Quilt Frame (200x 200mm)

Designed to fit traditional quilting squares. Must be used with Arm B embroidery frame holder and the usage of the wide table is recommended.



Compact Frames

Ideal to embroider hard-to-reach areas such as sleeves, jeans pockets, kids & baby clothing. Frame sizes: 70 x 41 mm (oval), 50 x 50 mm, 44 x 38 mm (oval), 33 x 75 mm (oval).



PE-Design

Brother's latest generation of embroidery design software offers advanced features to enhance productivity on the PR670EC.



Contact Nanet for more information, authorised Brother Dealer



0824964912



nanet@cottonball.co.za



www.cottonball.co.za